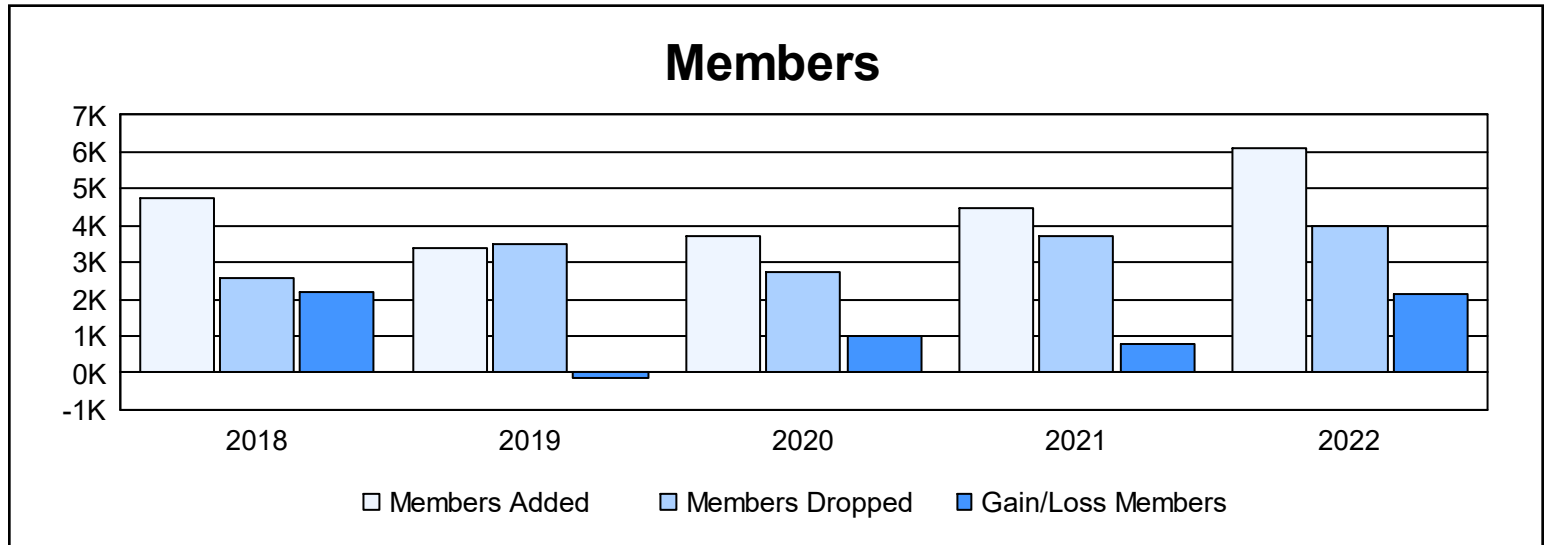
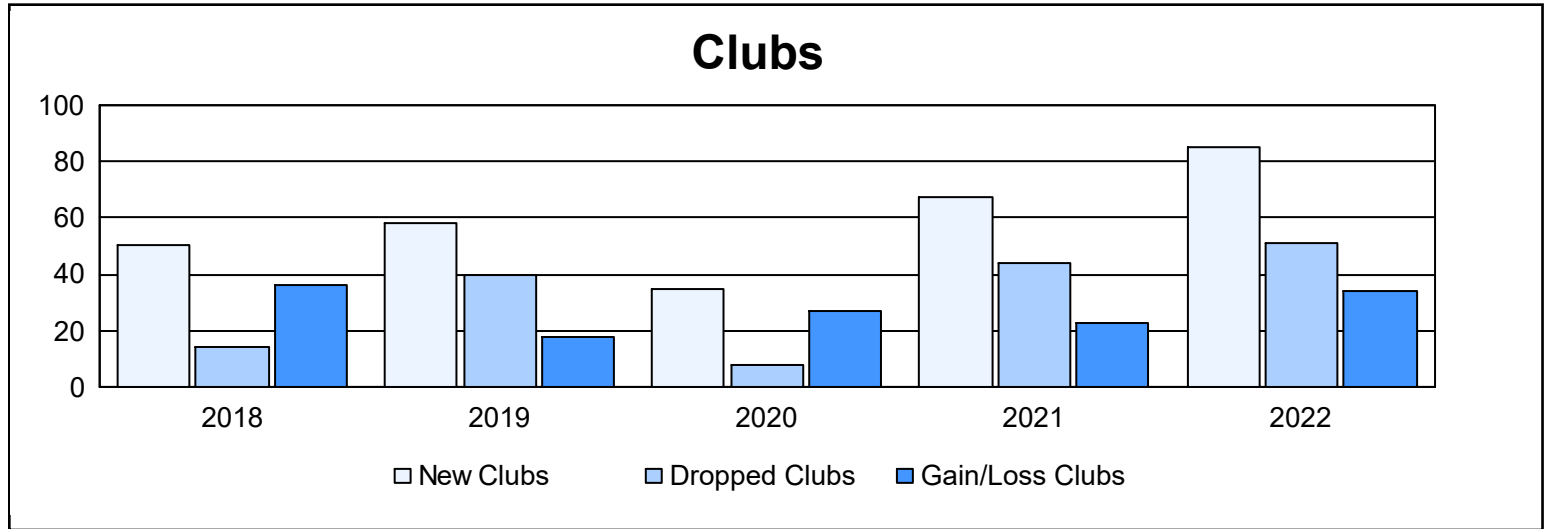
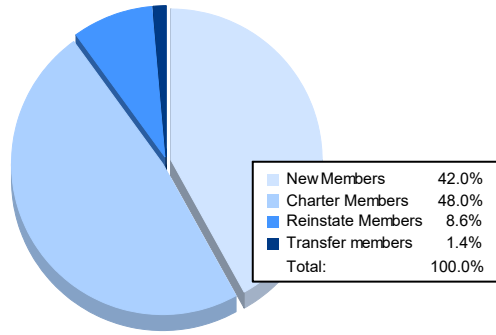


| Year           | New Clubs | Dropped Clubs | Gain/ Loss Clubs | New Members  | Charter Members | Reinstate Members | Transfer Members | Total Member Added | Total Members Dropped | Gain/ Loss Members |
|----------------|-----------|---------------|------------------|--------------|-----------------|-------------------|------------------|--------------------|-----------------------|--------------------|
| 2017-2018      | 50        | 14            | 36               | 2,851        | 1,686           | 179               | 44               | 4,760              | 2,555                 | 2,205              |
| 2018-2019      | 58        | 40            | 18               | 1,642        | 1,540           | 175               | 22               | 3,379              | 3,520                 | -141               |
| 2019-2020      | 35        | 8             | 27               | 2,012        | 1,126           | 566               | 15               | 3,719              | 2,743                 | 976                |
| 2020-2021      | 67        | 44            | 23               | 2,306        | 1,871           | 279               | 25               | 4,481              | 3,688                 | 793                |
| 2021-2022      | 85        | 51            | 34               | 2,561        | 2,931           | 525               | 87               | 6,104              | 3,991                 | 2,113              |
| <b>Average</b> | <b>59</b> | <b>31</b>     | <b>28</b>        | <b>2,274</b> | <b>1,831</b>    | <b>345</b>        | <b>39</b>        | <b>4,489</b>       | <b>3,299</b>          | <b>1,189</b>       |



### Membership Composition June 2022 Cumulative



### Gender Composition June 2022 Cumulative

